

Scaled data based on original data using
LM-79-08 Approved Method: Electrical and Photometric Measurements of Solid-
State Lighting Products

Test Report Prepared for
Cooper Lighting Solutions
(formerly Eaton)

Brand: McGRAW-EDISON

Report Number: P942490

Luminaire Tested: **GALN-SB6C-740-U-5WQ**

Issue Date: 1/21/2025

Test Information

Test Method: LM-79-08
Report Number: P942490
TEST IS SCALED FROM IESNA LM-79-08 TEST DATA (G2-2405-108-1)
Test Lab: INNOVATION CENTER
Issue Date: 1/21/2025
Manufacturer: COOPER LIGHTING SOLUTIONS (FORMERLY EATON)
Product Line: McGRAW-EDISON
Catalog Number: GALN-SB6C-740-U-5WQ
Description: GALLEON AREA AND ROADWAY HIGH DENSITY LED LUMINAIRE
(6) 70 CRI, 4000K, 615mA LIGHTSQUARES WITH 26 LEDS EACH AND TYPE V WIDE OPTICS
Light Source: -
Ballast/Driver: -

Summary

Lumens per Lamp: N/A
Luminaire Lumens: 48600 lumens
Efficiency: N/A
Efficacy: 161.5 lumens/watt
Luminous Opening: Rectangular (W 1.5' x L: 1' x H: 0')
IES Classification: Type V - Short
BUG Rating: B5 - U0 - G5

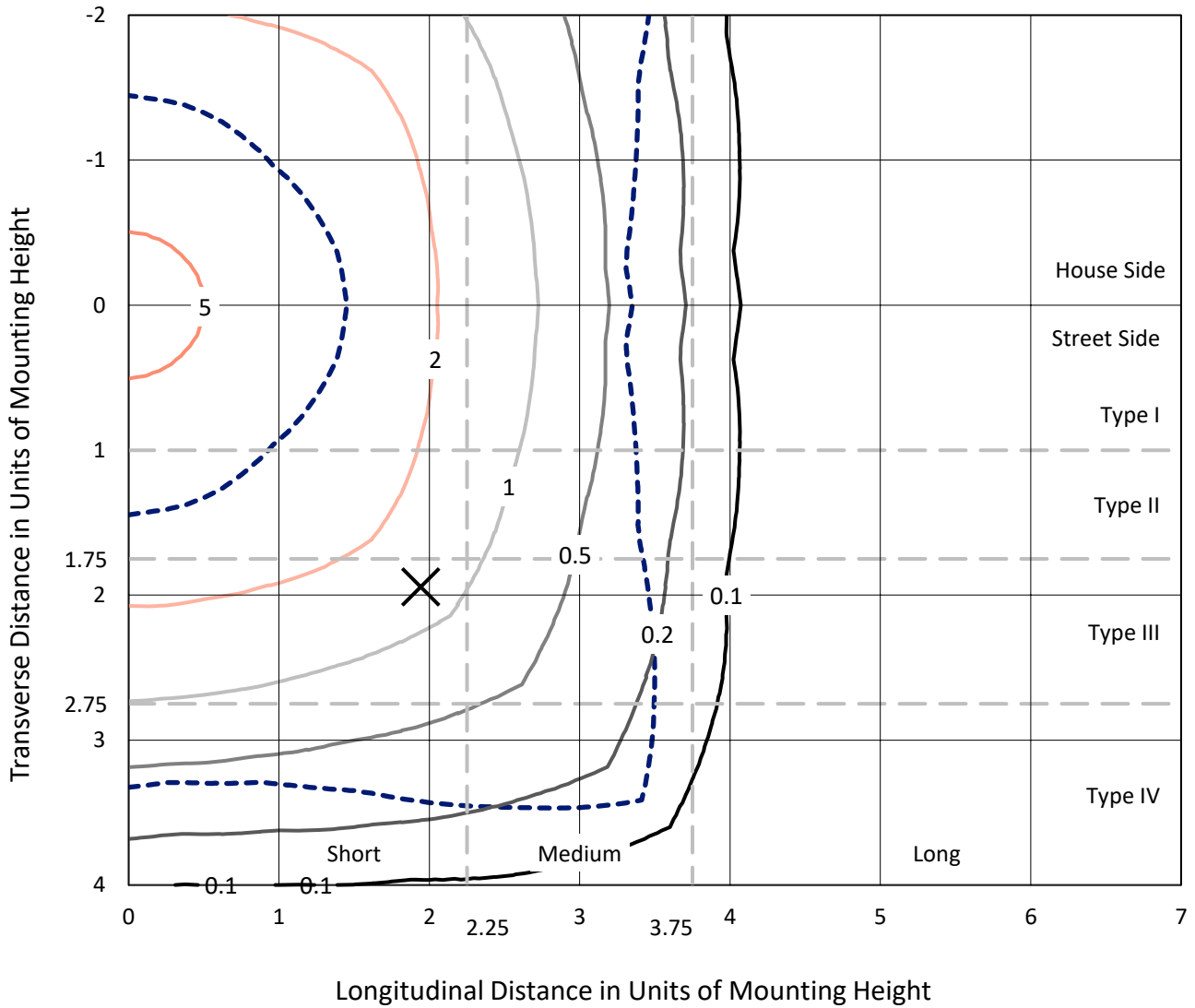
Input Watts (W): 300.9
Input Voltage (V): NR
Input Current (Ain): NR
Voltage Rise (V): NR
Power Factor: NR
Total Harmonic Distortion (THDi): NR
Frequency (hertz): 60
Stabilization Time: NR
Operation Time: NR
Ambient Temperature (°C): NR
Test Distance: 24 FT



REPORT NUMBER: P942490
 CATALOG NUMBER: GALN-SB6C-740-U-5WQ

Iso-Footcandle Lines of Horizontal Illumination

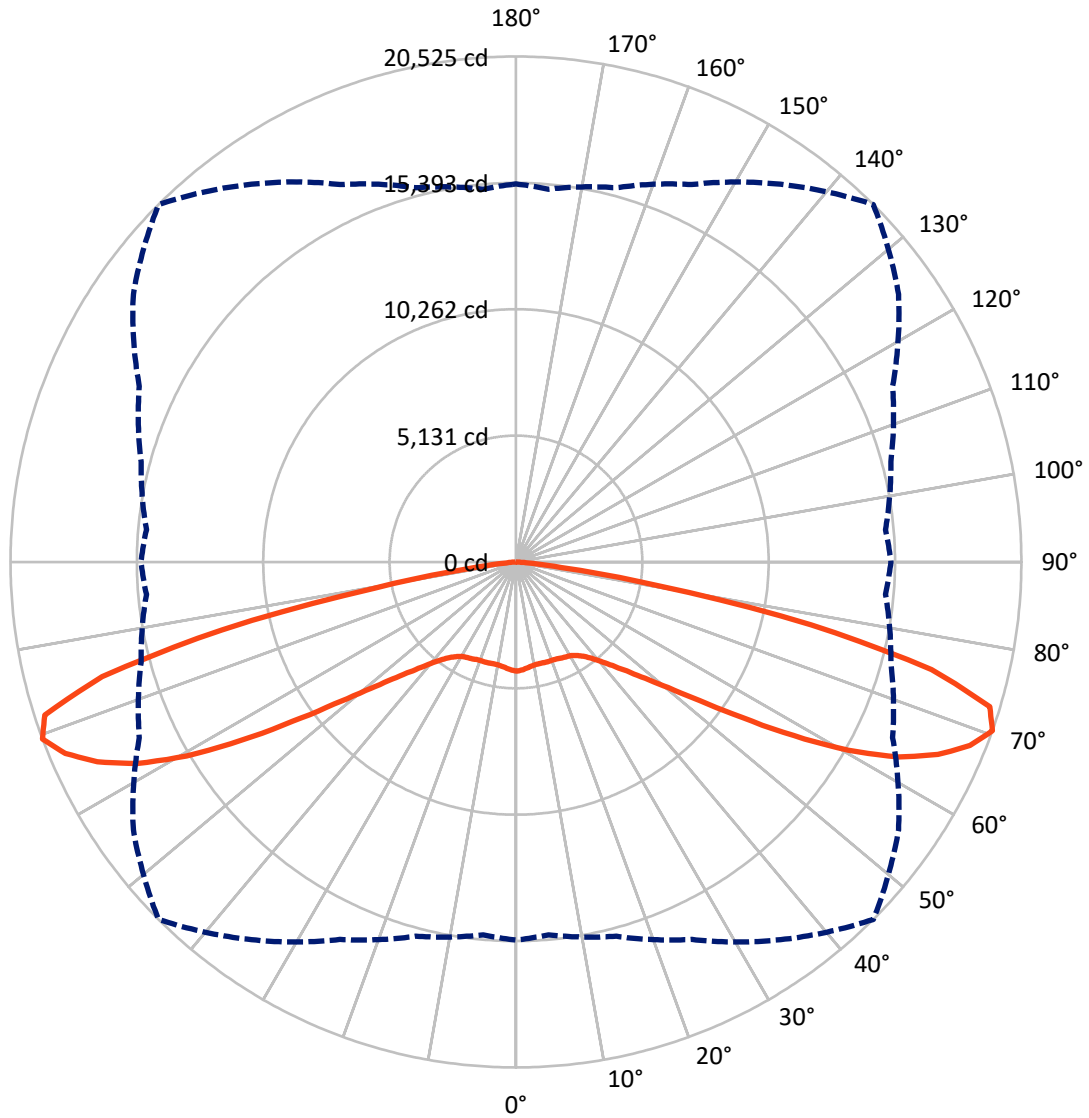
✕ Max cd
 - - - 1/2 Max cd



Based on 25 foot mounting height. Maximum calculated value = 7.1 fc
 Type V - Short - N/A

REPORT NUMBER: P942490
CATALOG NUMBER: GALN-SB6C-740-U-5WQ

Luminous Intensity Polar Plot



— Vertical Plane Through 45-Deg Lateral - - - Horizontal Cone Through 70-Deg Vertical

REPORT NUMBER: P942490

CATALOG NUMBER: GALN-SB6C-740-U-5WQ

FLUX DISTRIBUTION:

		Downward	Upward	Total
House Side	Lumens	24300.0	0.0	24300.0
	% Fixture	50.0	0.0	50.0
Street Side	Lumens	24300.0	0.0	24300.0
	% Fixture	50.0	0.0	50.0
Total	Lumens	48600.0	0.0	48600.0
	% Fixture	100.0	0.0	100.0

ZONAL LUMENS:

Zone	Lumens	% Fixture
0°-10°	412.4	0.8
10°-20°	1210.9	2.5
20°-30°	2015.1	4.1
30°-40°	3047.5	6.3
40°-50°	5064.2	10.4
50°-60°	9556.0	19.7
60°-70°	16135.6	33.2
70°-80°	10602.8	21.8
80°-90°	555.5	1.1
90°-100°	0.0	0.0
100°-110°	0.0	0.0
110°-120°	0.0	0.0
120°-130°	0.0	0.0
130°-140°	0.0	0.0
140°-150°	0.0	0.0
150°-160°	0.0	0.0
160°-170°	0.0	0.0
170°-180°	0.0	0.0
0°-90°	48600.0	100.0
0°-180°	48600.0	100.0

Coefficient of Utilization



REPORT NUMBER: P942490

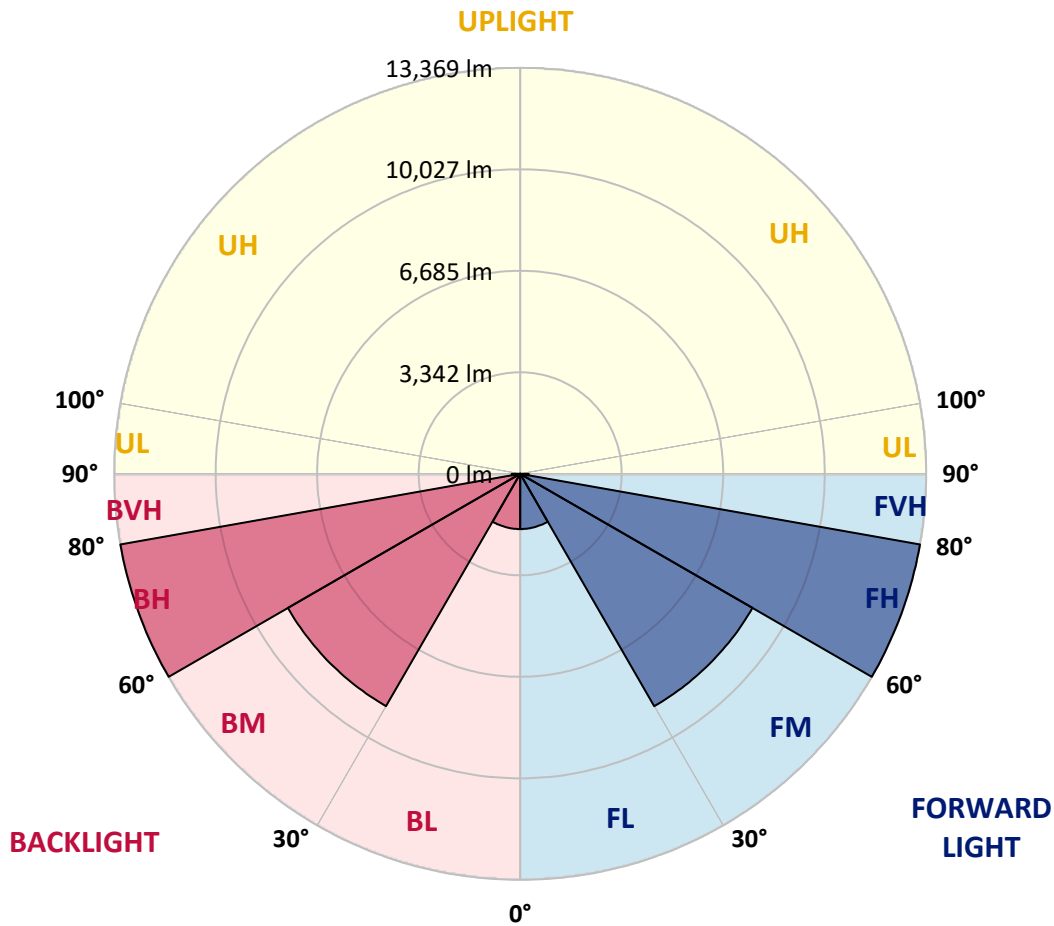
CATALOG NUMBER: GALN-SB6C-740-U-5WQ

LUMINAIRE CLASSIFICATION SYSTEM LUMEN TABLE AND BUG RATING:

Zone	Lumens	% Fixture	Zone Rating/Lumen Limit		
			B	U	G
FL (0°-30°)	1819.2	3.7			
FM (30°-60°)	8833.8	18.2			
FH (60°-80°)	13369.2	27.5			G5
FVH (80°-90°)	277.7	0.6			G3/500
BL (0°-30°)	1819.2	3.7	B3/2500		
BM (30°-60°)	8833.8	18.2	B5		
BH (60°-80°)	13369.2	27.5	B5		G5
BVH (80°-90°)	277.7	0.6			G3/500
UL (90°-100°)	0.0	0.0		U0/0	
UH (100°-180°)	0.0	0.0		U0/0	

BUG Rating: B5-U0-G5

Type V Short



REPORT NUMBER: P942490

CATALOG NUMBER: GALN-SB6C-740-U-5WQ

CANDELA DISTRIBUTION (FULL):

	0°	5°	15°	25°	35°	45°	55°	65°	75°	85°
0°	4433.3	4433.3	4433.3	4433.3	4433.3	4433.3	4433.3	4433.3	4433.3	4433.3
2.5°	4405.5	4418.1	4413.1	4403.0	4403.0	4395.4	4403.0	4408.0	4415.6	4420.7
5°	4347.4	4357.5	4355.0	4347.4	4349.9	4342.4	4347.4	4355.0	4360.0	4362.6
7.5°	4296.9	4307.0	4301.9	4289.3	4289.3	4281.7	4284.3	4291.8	4299.4	4301.9
10°	4284.3	4294.4	4279.2	4259.0	4251.4	4241.3	4243.8	4251.4	4266.6	4274.2
12.5°	4289.3	4296.9	4281.7	4251.4	4243.8	4233.7	4233.7	4241.3	4261.5	4271.6
15°	4304.5	4312.0	4289.3	4256.5	4248.9	4241.3	4238.8	4248.9	4271.6	4289.3
17.5°	4332.3	4339.8	4304.5	4259.0	4248.9	4251.4	4248.9	4256.5	4291.8	4324.7
20°	4357.5	4362.6	4314.6	4259.0	4248.9	4251.4	4248.9	4264.1	4309.5	4355.0
22.5°	4365.1	4370.1	4324.7	4276.7	4269.1	4271.6	4269.1	4284.3	4327.2	4372.7
25°	4367.6	4375.2	4339.8	4301.9	4314.6	4319.6	4314.6	4317.1	4349.9	4390.4
27.5°	4405.5	4415.6	4382.8	4349.9	4357.5	4355.0	4362.6	4370.1	4395.4	4435.8
30°	4483.8	4491.4	4463.6	4430.8	4425.7	4408.0	4430.8	4456.0	4483.8	4519.2
32.5°	4612.7	4627.8	4592.4	4557.1	4534.3	4524.2	4541.9	4584.9	4622.8	4660.6
35°	4827.4	4837.5	4804.6	4739.0	4698.5	4698.5	4713.7	4769.3	4829.9	4877.9
37.5°	5130.5	5143.1	5085.0	5006.7	4946.1	4946.1	4966.3	5024.4	5115.3	5183.5
40°	5499.3	5517.0	5443.7	5362.9	5304.8	5294.7	5320.0	5385.6	5471.5	5557.4
42.5°	5943.9	5964.1	5868.1	5797.4	5751.9	5751.9	5764.6	5825.2	5903.5	6009.6
45°	6512.3	6547.6	6416.3	6345.6	6302.6	6312.7	6320.3	6373.3	6444.1	6565.3
47.5°	7189.3	7224.6	7085.7	7012.4	7004.9	7052.9	7022.5	7060.4	7098.3	7237.3
50°	7957.2	8017.8	7921.8	7916.8	7931.9	8020.4	7949.6	7969.8	7926.9	8015.3
52.5°	8896.9	8985.3	8967.6	8998.0	9167.2	9349.1	9187.4	9116.7	8955.0	8982.8
55°	10036.2	10170.1	10195.3	10377.2	10761.2	11132.5	10789.0	10503.5	10160.0	10096.8
57.5°	11332.1	11438.2	11559.4	11930.8	12648.2	13307.5	12648.2	12016.6	11476.1	11347.2
60°	12726.5	12857.8	12974.0	13522.2	14588.2	15515.3	14568.0	13565.1	12850.3	12675.9
62.5°	14224.4	14393.7	14474.5	15083.3	16326.2	17432.6	16343.8	15128.8	14335.6	14148.7
65°	15661.8	15800.7	15891.7	16540.9	17728.1	18837.1	17809.0	16611.6	15795.7	15550.6
67.5°	16331.2	16407.0	16629.3	17364.4	18617.3	19882.9	18829.5	17442.7	16530.8	16101.3
70°	15351.1	15197.0	15732.5	16909.7	18723.4	20524.5	18965.9	16874.3	15757.8	15060.6
72.5°	11862.5	11597.3	12526.9	14540.2	17510.9	20115.3	17632.2	14653.9	13105.4	11690.8
75°	6454.2	6153.6	7436.8	9983.1	13964.3	17435.1	14285.1	10268.6	8280.5	6406.2
77.5°	1821.3	1707.6	2743.3	4829.9	8399.3	12241.5	8722.6	4936.0	3253.6	1929.9
80°	558.3	540.6	732.6	1455.0	3566.8	5863.1	3427.9	1472.7	932.1	588.6
82.5°	330.9	303.1	363.8	530.5	909.4	1841.5	884.1	553.2	444.6	298.1
85°	189.5	176.8	214.7	257.7	305.7	391.5	255.1	262.7	237.5	159.1
87.5°	78.3	70.7	83.4	80.8	70.7	90.9	68.2	80.8	96.0	63.2
90°	0.0	0.0	0.0	0.0	0.0	0.0	0.0	0.0	0.0	0.0

(END C

90°
4433.3
4418.1
4362.6
4301.9
4274.2
4274.2
4291.8
4324.7
4357.5
4372.7
4387.8
4425.7
4511.6
4645.5
4860.2
5158.3
5529.6
6002.0
6560.3
7196.8
7962.3
8889.3
9998.3
11256.3
12524.4
13997.1
15429.4
16106.4
15227.3
12041.9
6823.0
2144.7
621.4
323.3
166.7
58.1
0.0

OF REPORT)